

## Supplemental Information

### Breastfeeding QI Study

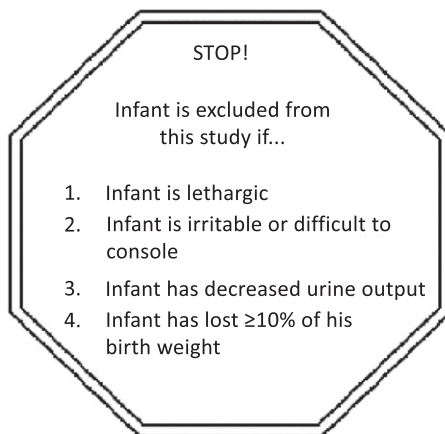
Date:

\_\_\_\_\_

Shift: 7 AM 7 PM

RN name (printed):

\_\_\_\_\_

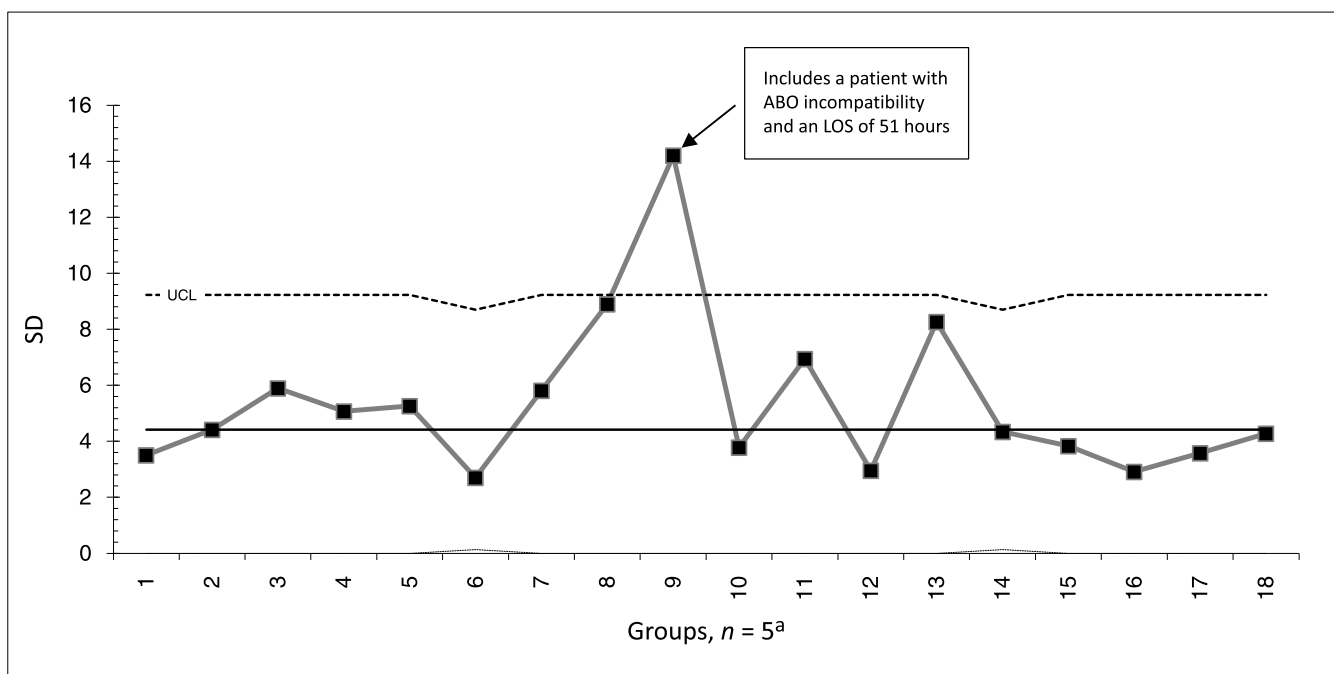
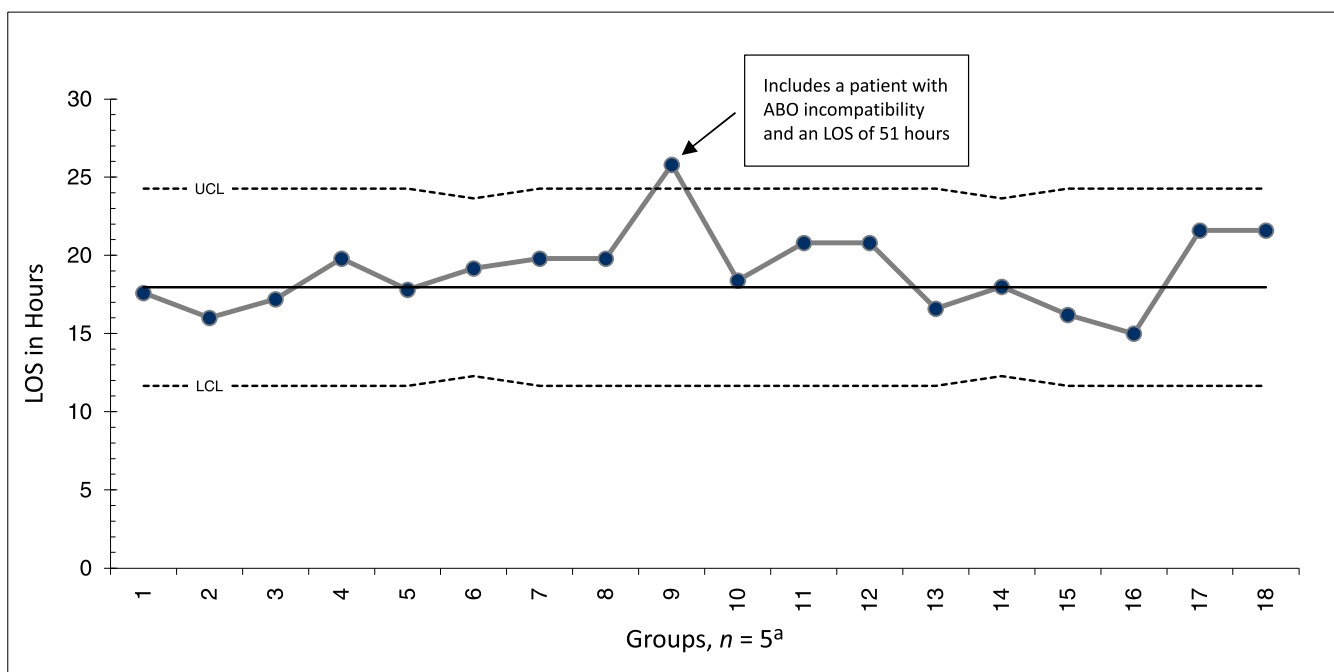


1. LATCH score beginning of shift. Circle one: 0 1 2 3 4 5 6 7 8 9 10
2. I have completed my breastfeeding competency. Circle one: Yes No
3. Infant exclusively breastfed for the duration of my shift. Circle one: Yes No
  - a. If infant was not exclusively breastfed during shift, why not? Circle one below:
    - Maternal preference
    - Infant developed one of the exclusion criteria above (If yes, which one?)
    - Other: \_\_\_\_\_
4. Infant was breastfed with the biliblanket on the infant's back. Circle one: Yes No
5. Lactation consultant saw infant Circle one: Yes No
6. LATCH score at end of shift Circle one: 0 1 2 3 4 5 6 7 8 9 10

#### LATCH Scoring System

	0	1	2
L (latch)	Too sleepy or reluctant No latch achieved	Repeated attempts Hold nipple in mouth Stimulate to suck	Grasps breast Tongue down Lips flanged Rhythmic sucking
A (audible swallowing)	None	A few with stimulation	Spontaneous and frequent
T (type of nipple)	Inverted	Flat	Everted (after stimulation)
C (comfort)	Engorged Cracked, bleeding, large blisters or bruises Severe discomfort	Filling Reddened and/or small blisters or bruises Mild or moderate discomfort	Soft Nontender
H (hold)	Full assist (staff holds infant at breast)	Minimal assist (ie, pillows for support) Teach 1 side; mom does other Staff holds, and then mom takes over	No assist from staff Mother able to position and hold infant

**SUPPLEMENTAL FIGURE 4** Standardized nursing documentation for breastfeeding evaluation. RN, registered nurse.



**SUPPLEMENTAL FIGURE 5** LOS for infants hospitalized for neonatal hyperbilirubinemia. <sup>a</sup> Groups 6 and 14 contained 6 patients. ABO, blood types A, B, and O; LCL, lower control limit; UCL, upper control limit.