

TUBERCULOSIS INFECTION IN CHILDREN AND ADOLESCENTS: TESTING AND TREATMENT

DAWN NOLT, MD MPH
PROFESSOR, PEDIATRIC
INFECTIOUS DISEASES
OREGON HEALTH AND
SCIENCE UNIVERSITY

CLINICAL REPORT

Tuberculosis Infection in Children and Adolescents: Testing and Treatment

Dawn Nolt, MD, MPH, FAAP,^a Jeffrey R. Starke, MD, FAAP,^b COMMITTEE ON INFECTIOUS DISEASES



American Academy of Pediatrics

DEDICATED TO THE HEALTH OF ALL CHILDREN®



FACULTY DISCLOSURE

- I do not have any financial disclosures



American Academy of Pediatrics

DEDICATED TO THE HEALTH OF ALL CHILDREN®



OBJECTIVES OF PRESENTATION

- Epidemiology of pediatric tuberculosis (TB)
- Change in terminology: Tuberculosis infection (TBI)
- Available tests for TBI
- Regimens for treatment of TBI



American Academy of Pediatrics

DEDICATED TO THE HEALTH OF ALL CHILDREN®



Mycobacterium tuberculosis (Mtb) is still a problem in pediatrics



American Academy of Pediatrics

DEDICATED TO THE HEALTH OF ALL CHILDREN®



TUBERCULOSIS REMAINS AN IMPORTANT DISEASE

- Medical practitioners who care for children and adolescents have questions about tuberculosis (TB) testing and treatment
- High-risk patients who require testing
 - Close contacts of individuals with TB disease
 - Children <2 years and post-pubertal adolescents
 - Individuals with current or planned immunocompromising conditions

TABLE 1 Age-Associated Risk of Progression From TBI to TB Disease

Age	Risk of Progression from TBI to Disease if Untreated, %
<12 mo	40–50
1–2 y	25
School-aged	5–10
Adolescents	10–15
Adults	5–10



American Academy of Pediatrics

DEDICATED TO THE HEALTH OF ALL CHILDREN®



~~L~~ TBI

Call it → Tuberculosis infection (TBI)



American Academy of Pediatrics

DEDICATED TO THE HEALTH OF ALL CHILDREN®



CHANGE IN TERMINOLOGY

- A variety of outcomes may occur for an individual who encounters Mtb
 - Rapid progression to symptomatic disease –or–
 - Immune control of the bacilli
- Under immune control, the bacilli are still viable and persistent
- Removal of the term “latent” will
 - Better represents the pathogenesis of tuberculosis –and–
 - Reduce confusion when discussing treatment goals with patients and families
- **Tuberculosis infection (TBI)** will describe asymptomatic individuals who are infected (have a positive test), and have a negative chest radiograph



American Academy of Pediatrics

DEDICATED TO THE HEALTH OF ALL CHILDREN®



Available Tests To Detect Mtb



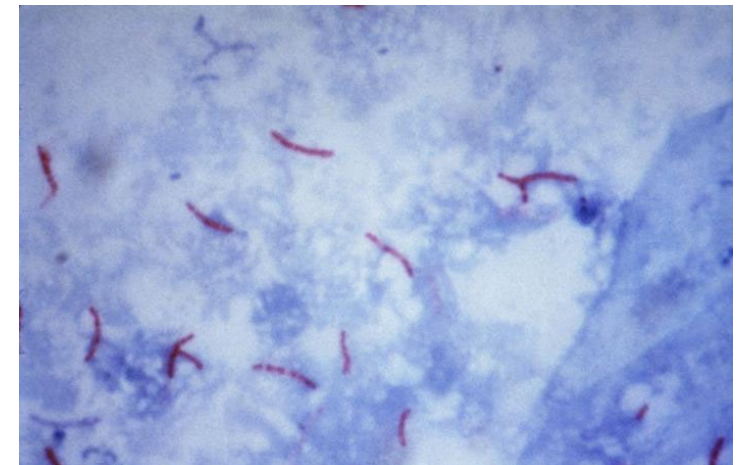
American Academy of Pediatrics

DEDICATED TO THE HEALTH OF ALL CHILDREN®



NO “GOLD STANDARD” FOR TB TESTING

- Two available but imperfect methods for identification
 - Tuberculin skin test (TST)
 - Interferon-gamma release assay (IGRA)
- Both depend on cell-mediated immunity and provide immunologic evidence of host sensitization to Mtb
- Neither method can distinguish between TBI and TB disease



This photomicrograph reveals Mycobacterium tuberculosis bacteria using acid-fast Ziehl-Nelsen stain (magnification $\times 1,000$). Courtesy of Centers for Disease Control and Prevention



American Academy of Pediatrics

DEDICATED TO THE HEALTH OF ALL CHILDREN®



TUBERCULIN SKIN TEST (TST)

- Intradermal injection of purified protein derivative (PPD), which contains dozens of TB antigens
- Advantages: Wealth of experience in using this test to aid diagnosis
- Disadvantages: Logistical issues are undesirable to medical staff, patients and families
 - False POSITIVE TST results may occur because PPD antigens in environmental NTM and BCG vaccine
 - Experienced personnel are needed for placement and interpretation
 - Results are not binary (need to consider presence of risk factors when interpreting significance of induration)
 - A return visit is needed



IGRA IS PREFERRED FOR CHILDREN ≥ 2 YR

- Test of whole blood that detect interferon-gamma (IFN- γ) release from T lymphocytes
- IGRA is preferred over the TST for several reasons
 - Less false-positive results: TB antigens in the IGRA are NOT found in environmental NTM or BCG vaccine
 - There is one cut-off value for designating a positive vs negative result
 - Only 1 visit is needed (blood draw)
- Caveats
 - Expensive – BUT IGRA may be more cost-effective than TST because only 1 visit is needed for IGRA
 - Experience in children <2 years of age is not as robust as in older individuals
- Neither method has a clear advantage in sensitivity

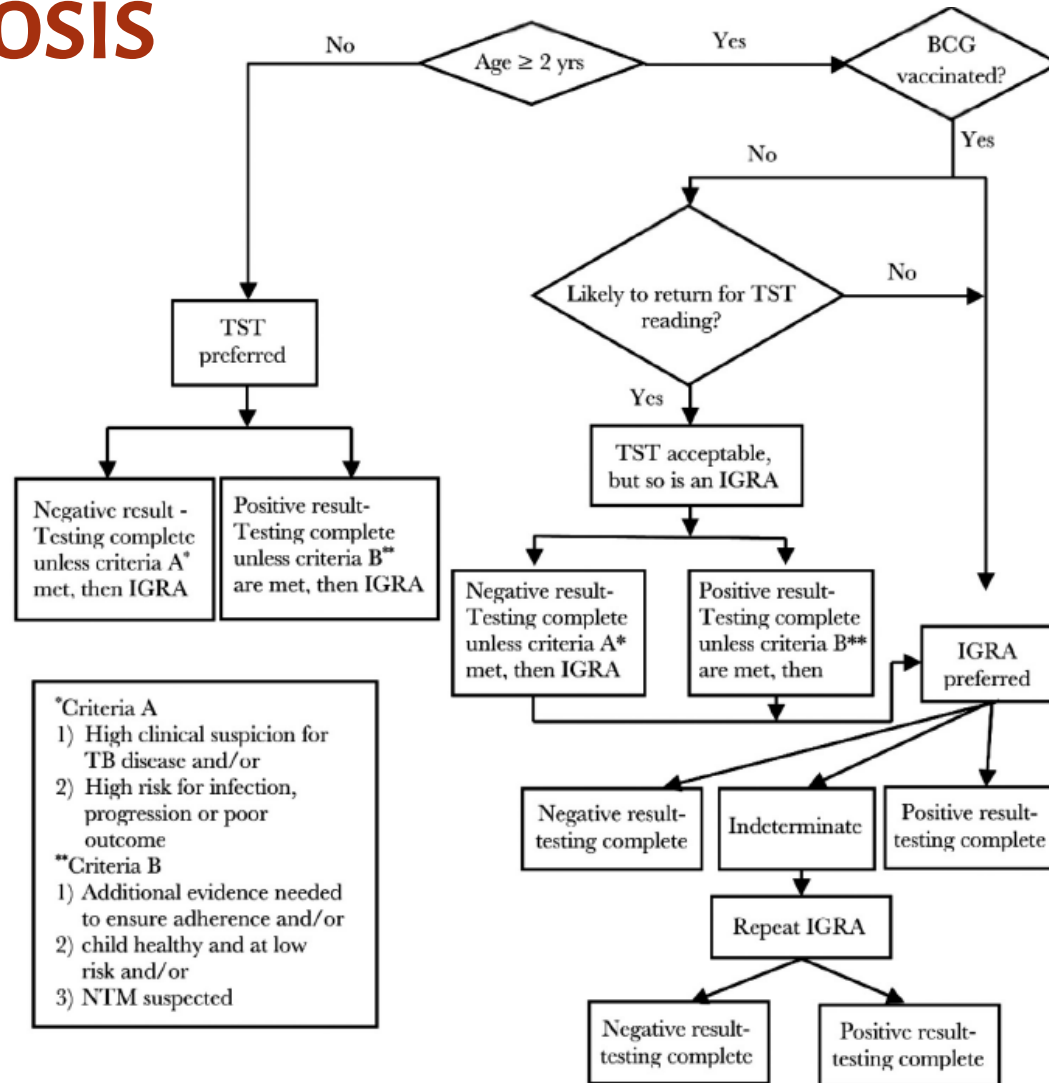


American Academy of Pediatrics

DEDICATED TO THE HEALTH OF ALL CHILDREN®



TUBERCULOSIS



Available treatments for TBI



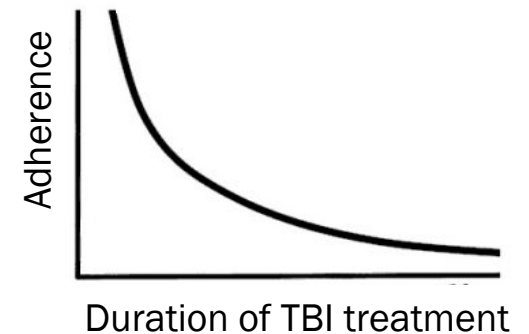
American Academy of Pediatrics

DEDICATED TO THE HEALTH OF ALL CHILDREN®



PRINCIPLES OF TBI TREATMENT

- Reducing risk of TBI progressing to TB disease
 - Treatment reduces the risk of developing TB disease by 90% in children who adhere to therapy
- Risk of disease progression is highest in 3 patient groups
 - Close contacts of individuals with TB disease
 - Children < 2 years of age and post-pubertal adolescents
 - Individuals with current or planned immunocompromising conditions
- ADHERENCE to TBI treatment is inversely correlated to DURATION
 - The shorter the duration, the higher the completion rate of therapy



American Academy of Pediatrics

DEDICATED TO THE HEALTH OF ALL CHILDREN[®]



RIFAMYCIN-CONTAINING REGIMENS ARE FIRST LINE FOR TBI TREATMENT

Infection or Disease Category	Regimen	Remarks
<p><i>M tuberculosis infection</i> (positive TST or IGRA result, no disease)^a</p> <ul style="list-style-type: none"> • Isoniazid susceptible 	<p>12 weeks of isoniazid plus rifapentine, once a week</p> <p>OR</p> <p>4 mo of rifampin, once a day</p> <p>OR</p> <p>3 mo of isoniazid plus rifampin, once a day</p>	<p>Most experts consider isoniazid-rifapentine to be the preferred regimen for treatment of TBI for children 2 years and older</p> <p>Continuous daily therapy is required. Intermittent therapy even by DOT is not recommended.</p> <p>To be considered if above 2 regimens are not feasible.</p>
	<p>OR</p> <p>6 or 9 mo of isoniazid, once a day</p>	<p>If daily therapy is not possible, DOT twice a week can be used; medication doses differ with daily and twice-weekly regimens.</p>

ASPECTS OF TREATMENT

- Serial evaluations of individuals while on therapy
 - At least monthly, and in-person visits
- Gastro-intestinal upset while on medications
- Interruptions in TBI treatment



American Academy of Pediatrics

DEDICATED TO THE HEALTH OF ALL CHILDREN®



RESOURCES

Information for Pediatricians and Pediatric Health Care Providers

- AAP Clinical Report, “Tuberculosis Infection in Children and Adolescents: Testing and Treatment “
<https://publications.aap.org/pediatrics/article/148/6/e2021054663/183445/Tuberculosis-Infection-in-Children-and-Adolescents>
- Red Book 2021 Tuberculosis Chapter
<https://publications.aap.org/redbook/book/347/chapter/5757587/Tuberculosis>

Information for Patients, Families, and Caregivers

- Healthy Children article [Tuberculosis in Children - HealthyChildren.org](https://www.healthychildren.org/healthychildren/0-to-3/child-development/Pages/Tuberculosis-in-Children.aspx)



American Academy of Pediatrics

DEDICATED TO THE HEALTH OF ALL CHILDREN®



THANK YOU

- Members of AAP and medical providers of children and adolescents



American Academy of Pediatrics

DEDICATED TO THE HEALTH OF ALL CHILDREN®

